

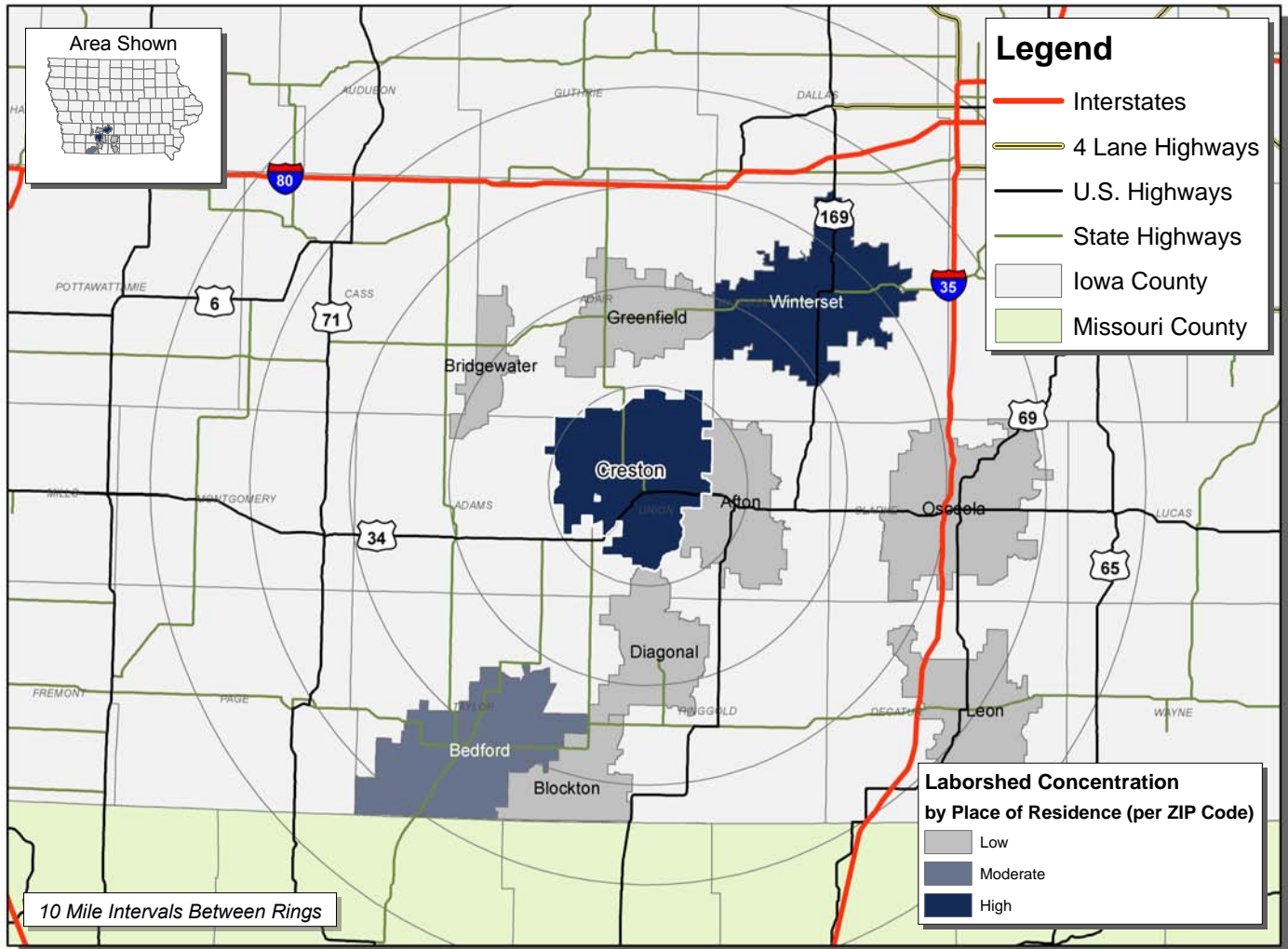
LABOR CHARACTERISTICS

FINANCE, INSURANCE & REAL ESTATE



UNION COUNTY, IOWA LABORSHED AREA

CONCENTRATION OF RESPONDENTS WITHIN THE LABORSHED AREA
WITH TRANSFERABLE EXPERIENCE/SKILLS BY PLACE OF RESIDENCE



Workers who have transferable experience/skills in the industry are currently commuting an average of 23 miles one way for work.

FOR MORE INFORMATION REGARDING THE UNION COUNTY LABORSHED, CONTACT:

LABOR CHARACTERISTICS

FINANCE, INSURANCE & REAL ESTATE

ESTIMATED AVAILABLE LABOR PER OCCUPATIONAL CATEGORY:

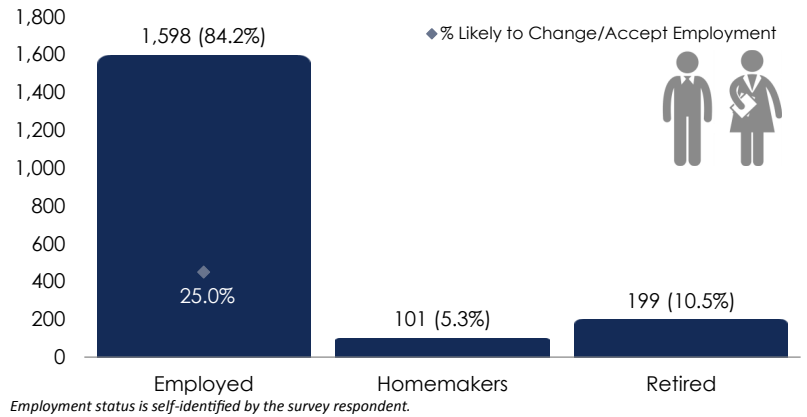
BUSINESS OPERATIONS:

- Managers - 101
- Accountants & Auditors - 99
- Bill & Account Collectors - 95
- Business Operations Specialists - 103
- Claims Adjusters - 105
- Clerks - 202
- Computer Occupations, All Other - 97
- Credit Analysts - 199
- Financial Analysts - 207
- Insurance Claims & Policy Processing Clerks - 94
- Insurance Sales Agents - 96
- Legal Support Workers - 92
- Market Research Analysts - 98
- Sales & Related Workers - 109
- Social Science Techs - 90
- Tellers - 111

AN ESTIMATED TOTAL OF **1,898** PEOPLE
IN THE LABORSHED AREA



ESTIMATED TOTAL BY EMPLOYMENT STATUS (PERCENTAGE):




EMPLOYMENT STATS:

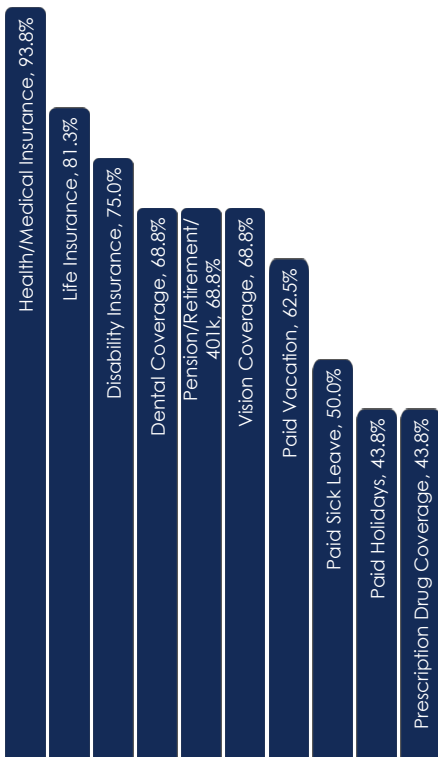
- 52.6% paid an hourly wage
- 89.4% are/were employed full-time
- 5.3% are/were employed part-time
- 5.3% are/were self-employed
- 25.0% hold two or more jobs
- Currently working an average of 40 hours/week

EDUCATIONAL LEVEL:

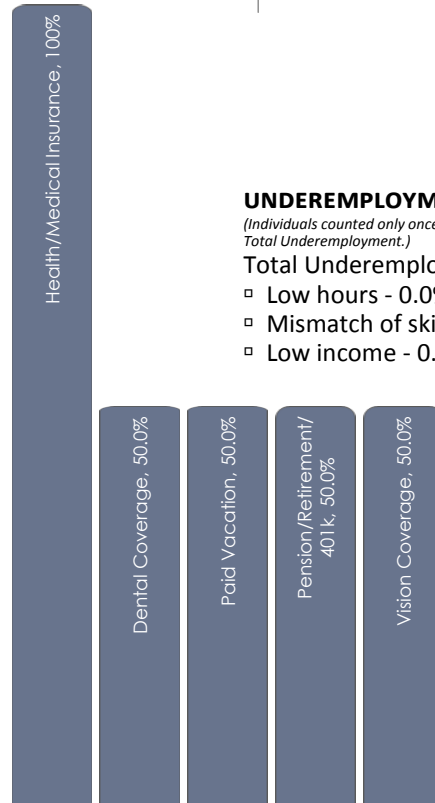
(94.7% HAVE AN EDUCATION BEYOND HIGH SCHOOL)



CURRENT BENEFITS:



DESIRED BENEFITS:



UNDEREMPLOYMENT (ESTIMATED):

(Individuals counted only once when estimating Total Underemployment.)

- Total Underemployment - 0.0%
- Low hours - 0.0%
- Mismatch of skills - 0.0%
- Low income - 0.0%

TOP JOB SEARCH RESOURCES:

(For those seeking employment opportunities, by use.)

- Internet - 66.7%
 - www.jobdig.com
 - www.monster.com
- Networking through friends, family or acquaintances - 38.9%
- Local/Regional Newspapers - 16.7%
 - *Clarinda Herald Journal*
 - *Creston News Advertiser*
 - *The Des Moines Register*
- IowaWORKS Centers - 16.7%

WORKPLACE FLEXIBILITY:

(by percent of interest)

- Job teams - 75.0%
- Cross-training - 50.0%
- Job sharing - 0.0%
- Varied shifts - 0.0%
- Temporary work - 25.0%
- Seasonal work - 0.0%



LABOR CHARACTERISTICS - WAGES

FINANCE, INSURANCE & REAL ESTATE



Occupation	Occupational Code	Mean Wage	Entry Wage	Experienced Wage	Median Wage	Mean Annual Salary
Accountants and Auditors	13-2011	\$ 27.56	\$ 19.61	\$ 31.53	\$ 23.70	\$ 57,323
Appraisers and Assessors of Real Estate	13-2021	\$ 20.76	\$ 14.89	\$ 23.70	\$ 19.98	\$ 43,185
Bookkeeping, Accounting, and Auditing Clerks	43-3031	\$ 15.33	\$ 10.67	\$ 17.66	\$ 14.40	\$ 31,887
Business Operations Specialists, All Other	13-1199	\$ 20.97	\$ 11.81	\$ 25.55	\$ 22.89	\$ 43,624
Compliance Officers, Except Agriculture, Construction, Health and Safety, and Transportation	13-1041	\$ 30.45	\$ 23.69	\$ 33.83	\$ 31.71	\$ 63,335
Cost Estimators	13-1051	\$ 27.51	\$ 18.03	\$ 32.24	\$ 25.79	\$ 57,212
Financial Managers	11-3031	\$ 46.46	\$ 27.76	\$ 55.82	\$ 47.15	\$ 96,645
Financial Specialists, All Other	13-2099	\$ 24.96	\$ 17.67	\$ 28.61	\$ 22.38	\$ 51,920
Human Resources Specialists	13-1071	\$ 21.91	\$ 15.74	\$ 25.00	\$ 22.06	\$ 45,576
Insurance Sales Agents	41-3021	\$ 13.73	\$ 10.50	\$ 15.35	\$ 11.20	\$ 28,567
Lawyers	23-1011	\$ 28.76	\$ 18.38	\$ 33.95	\$ 25.02	\$ 59,814
Loan Officers	13-2072	\$ 23.91	\$ 8.29	\$ 31.71	\$ 21.42	\$ 49,724
Market Research Analysts and Marketing Specialists	13-1161	\$ 21.80	\$ 16.91	\$ 24.24	\$ 19.87	\$ 45,340
New Accounts Clerks	43-4141	\$ 16.09	\$ 14.21	\$ 17.03	\$ 16.34	\$ 33,472
Office and Administrative Support Workers, All Other	43-9199	\$ 20.24	\$ 12.37	\$ 24.17	\$ 21.99	\$ 42,098
Office Clerks, General	43-9061	\$ 13.26	\$ 9.27	\$ 15.25	\$ 12.72	\$ 27,571
Purchasing Agents, Except Wholesale, Retail, and Farm Products	13-1023	\$ 22.56	\$ 16.13	\$ 25.77	\$ 19.18	\$ 46,924
Securities, Commodities, and Financial Services Sales Agents	41-3031	\$ 51.10	\$ 23.98	\$ 64.66	\$ 48.10	\$ 106,287
Tellers	43-3071	\$ 11.91	\$ 8.27	\$ 13.72	\$ 11.41	\$ 24,766
Training and Development Specialists	13-1151	\$ 22.03	\$ 12.45	\$ 26.83	\$ 17.92	\$ 45,830

The 2014 Iowa Wage data for the Union County Laborshed area was produced by the Labor Force & Occupational Analysis Bureau to provide communities local information on wages by occupation. The source of the wage and employment data is based on the May 2013 OES estimates. Additional occupational wage and employment data can be found at <http://iwin.iwd.state.ia.us/iowa/OlmisZine>.