

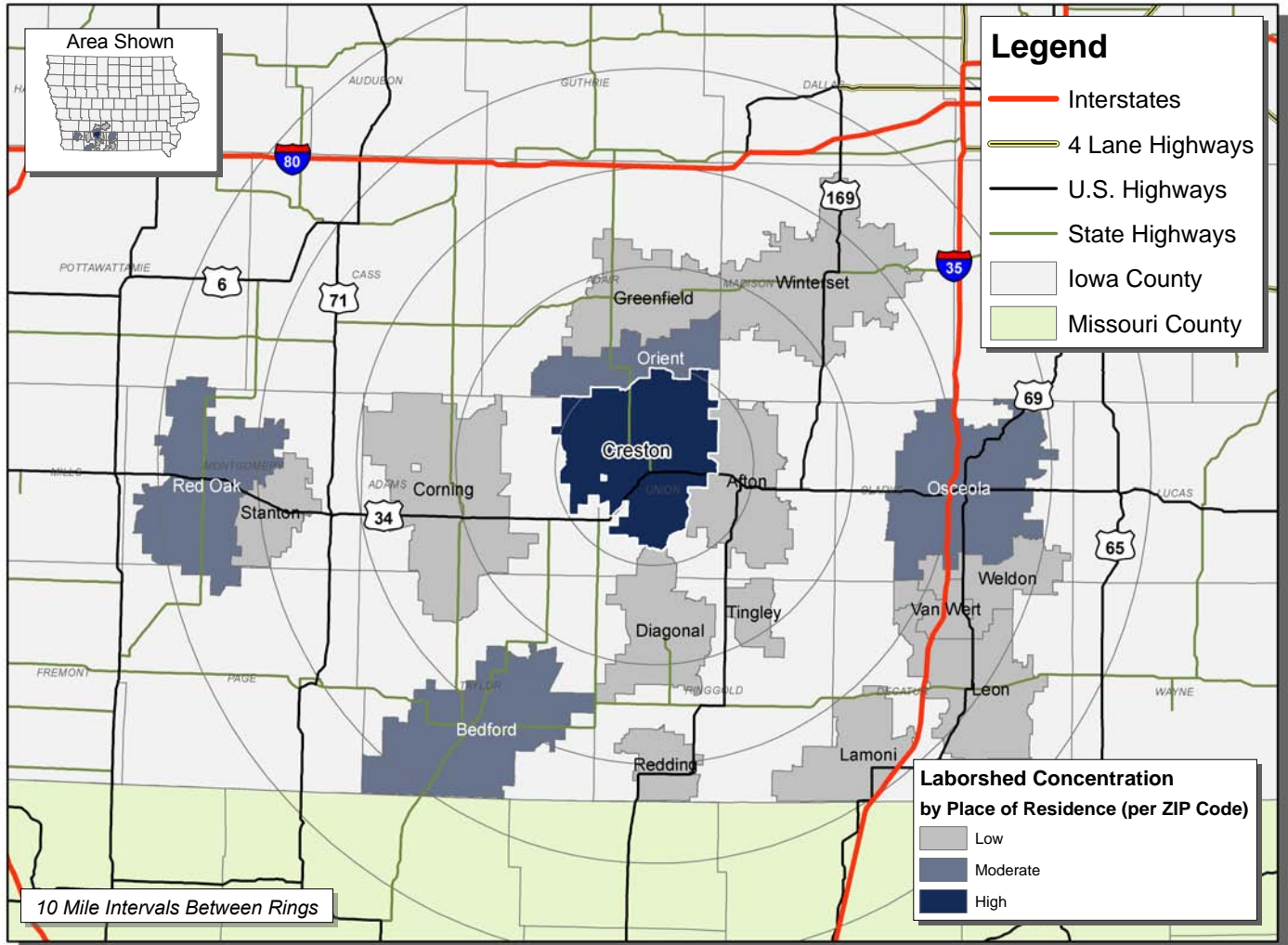
LABOR CHARACTERISTICS

CONSTRUCTION



UNION COUNTY, IOWA LABORSHED AREA

CONCENTRATION OF RESPONDENTS WITHIN THE LABORSHED AREA
WITH TRANSFERABLE EXPERIENCE/SKILLS BY PLACE OF RESIDENCE



Workers who have transferable experience/skills in the industry are currently commuting an average of 13 miles one way for work. Those who are likely to change/accept employment are willing to commute an average of 38 miles one way for the right employment opportunity.

FOR MORE INFORMATION REGARDING THE UNION COUNTY LABORSHED, CONTACT:



Union County Development Association
 208 W. Taylor, P.O. Box 471
 Creston, IA 50801-0471
 Phone: 641-782-2003
 Fax: 641-782-9927
 E-mail: wpantini@unioncountyiowa.com
www.unioncountyiowa.com

LABOR CHARACTERISTICS CONSTRUCTION

ESTIMATED AVAILABLE LABOR PER OCCUPATIONAL CATEGORY:

BUSINESS OPERATIONS:

- Secretaries - 880

CONSTRUCTION:

- Construction Managers - 90
- Managers, All Other - 883
- Supervisors - 102
- Assemblers & Fabricators - 103
- Carpenters - 392
- Construction Laborers - 100
- Drywall & Ceiling Tile Installers - 194
- Electrical Engineers - 99
- Engineering Techs - 198
- Highway Maintenance Workers - 97
- Installation, Maintenance & Repair Workers - 196
- Painters, Construction & Maintenance - 193
- Pipelayers - 95
- Sheet Metal Workers - 101

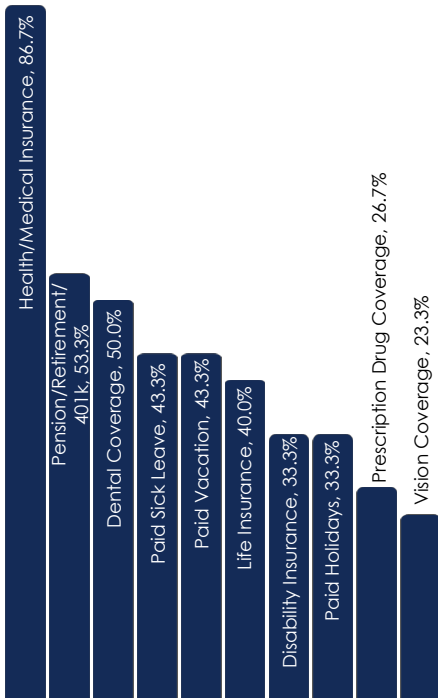
MATERIAL MOVING:

- Fork Lift Operators - 191
- Heavy Truck Drivers - 301
- Laborers & Material Movers, Hand - 94

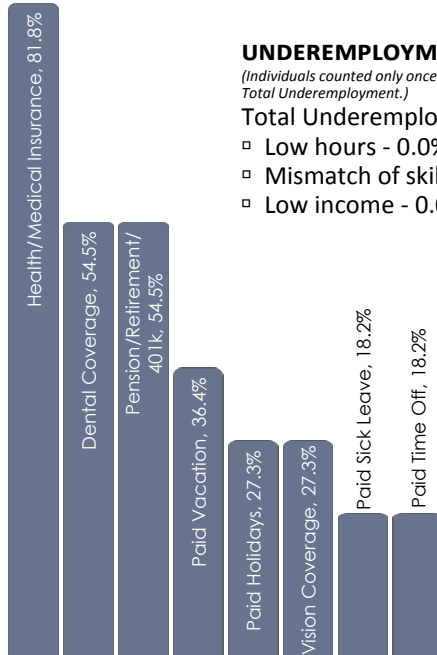
AN ESTIMATED TOTAL OF **4,309** PEOPLE
IN THE LABORSHED AREA



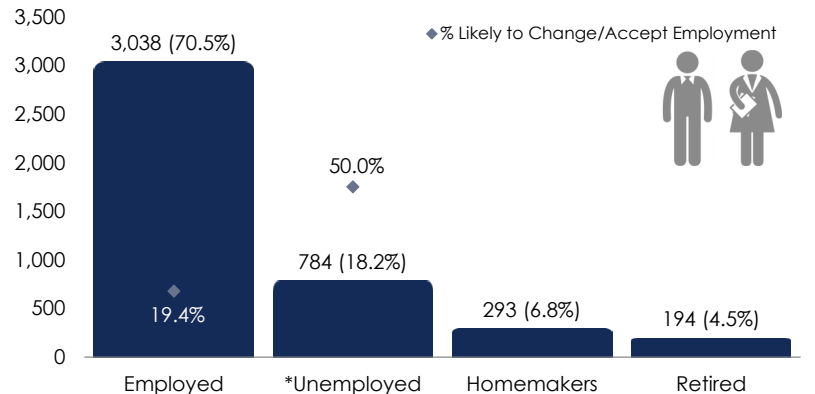
CURRENT BENEFITS:



DESIRED BENEFITS:



ESTIMATED TOTAL BY EMPLOYMENT STATUS (PERCENTAGE):



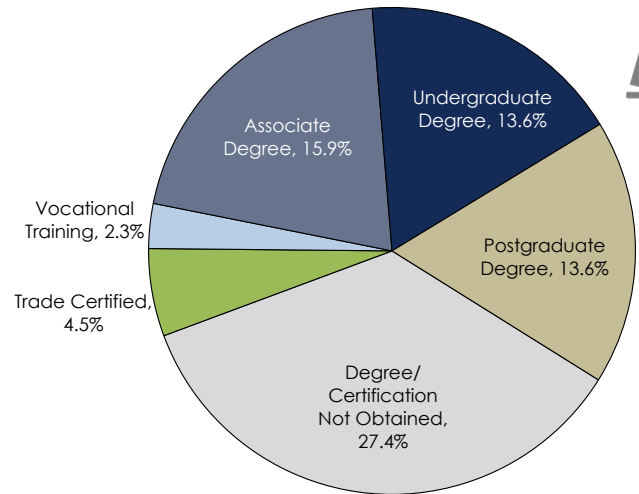
*Employment status is self-identified by the survey respondent. The unemployment percentage does not reflect the unemployment rate published by the U.S. Bureau of Labor Statistics, which applies a stricter definition.

EMPLOYMENT STATS:

- 59.5% paid an hourly wage
- 65.9% are/were employed full-time
- 15.9% are/were self-employed
- 13.6% are/were employed part-time
- 16.1% hold two or more jobs
- Currently working an average of 43 hours/week

EDUCATIONAL LEVEL:

(77.3% HAVE AN EDUCATION BEYOND HIGH SCHOOL)



UNDEREMPLOYMENT (ESTIMATED):

(Individuals counted only once when estimating Total Underemployment.)

Total Underemployment - 2.3% (24)

- Low hours - 0.0%
- Mismatch of skills - 2.3% (24)
- Low income - 0.0%

TOP JOB SEARCH RESOURCES:

(For those seeking employment opportunities, by use.)

- Internet - 48.7%
 - www.iowajobs.org
 - www.monster.com
- Local/Regional Newspapers - 35.9%
 - Creston News Advertiser
 - The Des Moines Register
- IowaWORKS Centers - 38.5%
- Networking through friends, family or acquaintances - 10.3%

WORKPLACE FLEXIBILITY:

(by percent of interest)

- Job teams - 81.8%
- Cross-training - 54.5%
- Varied shifts - 54.5%
- Job sharing - 27.3%
- Seasonal work - 63.6%
- Temporary work - 36.4%



LABOR CHARACTERISTICS - WAGES

CONSTRUCTION



Occupation	Occupational Code	Mean Wage	Entry Wage	Experienced Wage	Median Wage	Mean Annual Salary
Carpenters	47-2031	\$ 19.53	\$ 12.86	\$ 22.86	\$ 16.65	\$ 40,622
Civil Engineers	17-2051	\$ 22.60	\$ 8.20	\$ 29.81	\$ 9.20	\$ 47,016
Construction and Building Inspectors	47-4011	\$ 27.34	\$ 22.44	\$ 29.80	\$ 28.23	\$ 56,877
Construction Laborers	47-2061	\$ 17.99	\$ 11.75	\$ 21.11	\$ 15.06	\$ 37,418
Construction Managers	11-9021	\$ 31.39	\$ 17.79	\$ 38.20	\$ 27.62	\$ 65,301
Cost Estimators	13-1051	\$ 27.51	\$ 18.03	\$ 32.24	\$ 25.79	\$ 57,212
Electrical Power-Line Installers and Repairers	49-9051	\$ 26.67	\$ 20.07	\$ 29.96	\$ 26.57	\$ 55,466
Electricians	47-2111	\$ 19.19	\$ 14.88	\$ 21.34	\$ 19.26	\$ 39,913
Farm Equipment Mechanics and Service Technicians	49-3041	\$ 19.67	\$ 14.00	\$ 22.51	\$ 19.53	\$ 40,922
First-Line Supervisors of Construction Trades and Extraction Workers	47-1011	\$ 27.47	\$ 18.95	\$ 31.73	\$ 26.90	\$ 57,134
First-Line Supervisors of Helpers, Laborers, and Material Movers, Hand	53-1021	\$ 24.06	\$ 16.53	\$ 27.82	\$ 23.85	\$ 50,037
First-Line Supervisors of Mechanics, Installers, and Repairers	49-1011	\$ 28.05	\$ 20.98	\$ 31.59	\$ 28.02	\$ 58,354
First-Line Supervisors of Transportation and Material-Moving Machines	53-1031	\$ 26.53	\$ 13.90	\$ 32.84	\$ 26.77	\$ 55,173
Heating, Air Conditioning, and Refrigeration Mechanics and Installers	49-9021	\$ 20.87	\$ 17.09	\$ 22.77	\$ 21.40	\$ 43,418
Heavy and Tractor-Trailer Truck Drivers	53-3032	\$ 22.54	\$ 12.20	\$ 27.71	\$ 19.11	\$ 46,881
Highway Maintenance Workers	47-4051	\$ 19.48	\$ 14.50	\$ 21.98	\$ 20.36	\$ 40,528
Industrial Engineers	17-2112	\$ 28.49	\$ 23.39	\$ 31.04	\$ 27.97	\$ 59,254
Industrial Machinery Mechanics	49-9041	\$ 19.06	\$ 14.84	\$ 21.16	\$ 19.78	\$ 39,636
Industrial Production Managers	11-3051	\$ 34.15	\$ 22.92	\$ 39.76	\$ 33.59	\$ 71,024
Industrial Truck and Tractor Operators	53-7051	\$ 14.10	\$ 11.71	\$ 15.30	\$ 13.97	\$ 29,330
Laborers and Freight, Stock, and Material Movers, Hand	53-7062	\$ 12.64	\$ 9.57	\$ 14.17	\$ 11.78	\$ 26,283
Light Truck or Delivery Services Drivers	53-3033	\$ 18.92	\$ 10.33	\$ 23.22	\$ 15.15	\$ 39,353
Maintenance and Repair Workers, General	49-9071	\$ 17.94	\$ 11.65	\$ 21.08	\$ 18.44	\$ 37,309
Mechanical Drafters	17-3013	\$ 21.26	\$ 15.96	\$ 23.90	\$ 21.44	\$ 44,214
Mechanical Engineers	17-2141	\$ 32.70	\$ 27.10	\$ 35.51	\$ 32.68	\$ 68,023
Mobile Heavy Equipment Mechanics, Except Engines	49-3042	\$ 22.55	\$ 15.97	\$ 25.85	\$ 21.07	\$ 46,909
Operating Engineers and Other Construction Equipment Operators	47-2073	\$ 18.36	\$ 14.59	\$ 20.25	\$ 17.31	\$ 38,197
Pipelayers	47-2151	\$ 12.90	\$ 10.52	\$ 14.09	\$ 11.12	\$ 26,831
Transportation, Storage, and Distribution Managers	11-3071	\$ 37.11	\$ 20.29	\$ 45.51	\$ 40.73	\$ 77,180
Welders, Cutters, Solderers, and Brazers	51-4121	\$ 18.65	\$ 14.37	\$ 20.79	\$ 19.47	\$ 38,790

The 2014 Iowa Wage data for the Union County Laborshed area was produced by the Labor Force & Occupational Analysis Bureau to provide communities local information on wages by occupation. The source of the wage and employment data is based on the May 2013 OES estimates. Additional occupational wage and employment data can be found at <http://iwin.iwd.state.ia.us/iowa/OlmisZine>.