

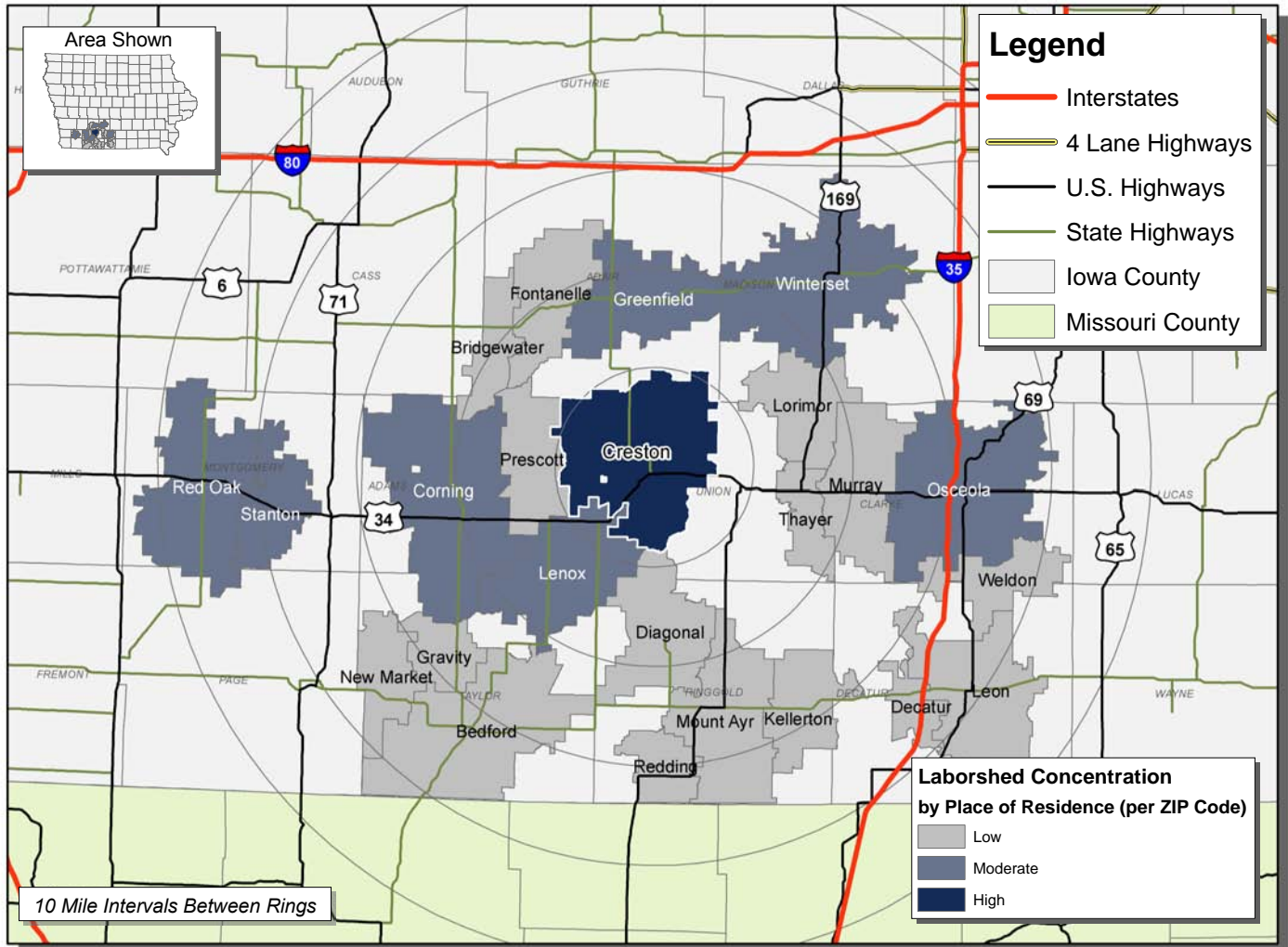
LABOR CHARACTERISTICS

BIOTECHNOLOGY



UNION COUNTY, IOWA LABORSHED AREA

**CONCENTRATION OF RESPONDENTS WITHIN THE LABORSHED AREA
WITH TRANSFERABLE EXPERIENCE/SKILLS BY PLACE OF RESIDENCE**



Workers who have transferable experience/skills in the industry are currently commuting an average of 16 miles one way for work. Those who are likely to change/accept employment are willing to commute an average of 28 miles one way for the right employment opportunity.

FOR MORE INFORMATION REGARDING THE UNION COUNTY LABORSHED, CONTACT:

LABOR CHARACTERISTICS BIOTECHNOLOGY

ESTIMATED AVAILABLE LABOR PER OCCUPATIONAL CATEGORY:

BUSINESS OPERATIONS:

- Supervisors - 198
- Market Research Analysts - 291
- Paralegals & Legal Assistants - 90

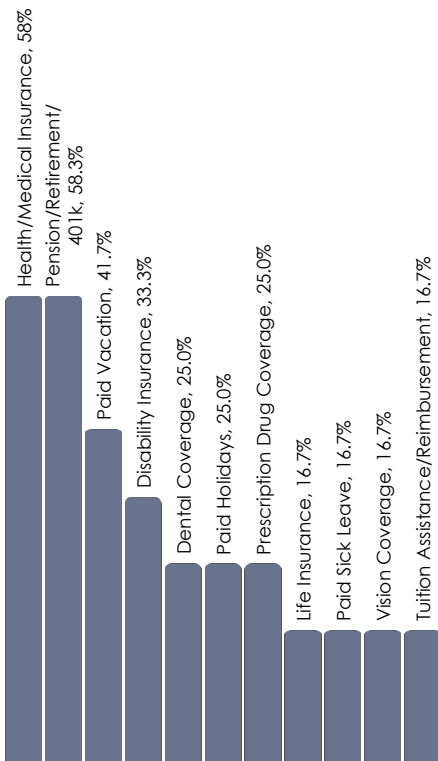
PRODUCTION:

- Agricultural Workers, All Other - 199
- Bakers - 201
- Farmers, Ranchers & Other Agricultural Managers - 1,651
- Engineering Techs - 196
- Engineers, All Other - 95
- Farmworkers & Laborers - 192
- Inspectors - 101
- Installation, Maintenance & Repair Workers, All Other - 191
- Laborers & Material Movers, All Other - 93
- Licensed Practical & Vocational Nurses - 387
- Life, Physical & Social Science Techs - 200
- Meat, Poultry & Fish Cutters & Trimmers - 98
- Medical & Clinical Laboratory Techs - 197
- Physicians - 290
- Production Workers, All Other - 392
- Registered Nurses - 1,170
- Slaughterers & Meat Packers - 93

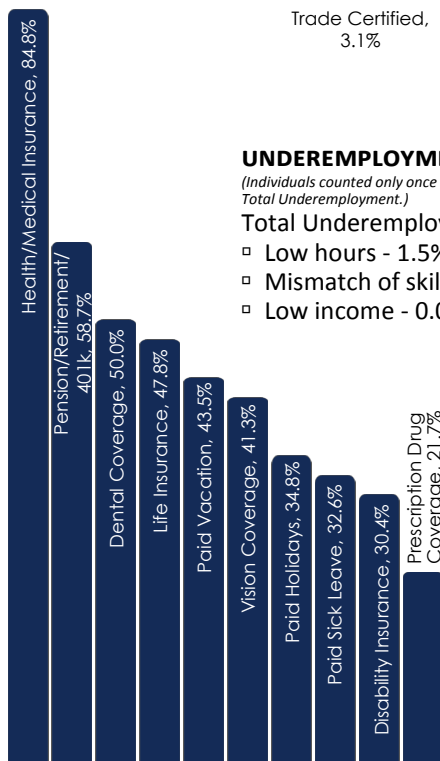
AN ESTIMATED TOTAL OF **6,325** PEOPLE
IN THE LABORSHED AREA



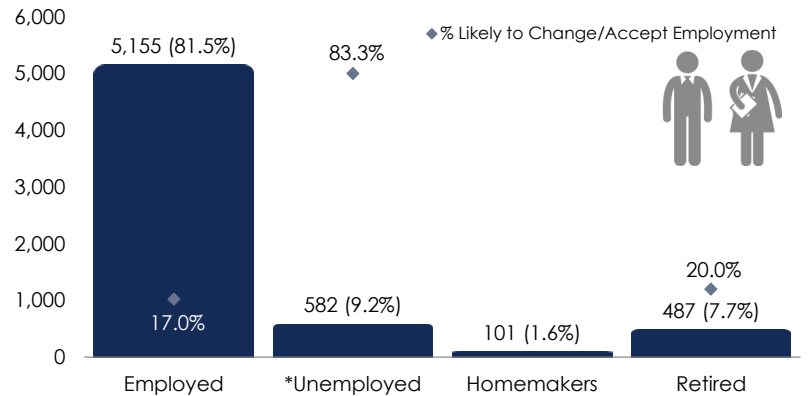
DESIRED BENEFITS:



CURRENT BENEFITS:



ESTIMATED TOTAL BY EMPLOYMENT STATUS (PERCENTAGE):



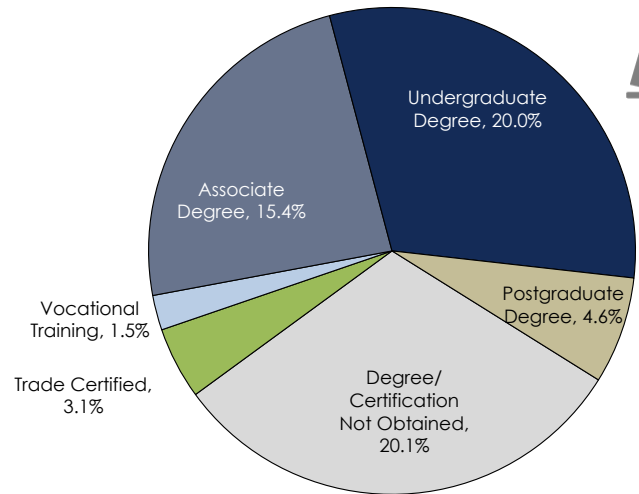
*Employment status is self-identified by the survey respondent. The unemployment percentage does not reflect the unemployment rate published by the U.S. Bureau of Labor Statistics, which applies a stricter definition.

EMPLOYMENT STATS:

- 55.6% paid an hourly wage
- 72.3% are/were employed full-time
- 13.8% are/were self-employed
- 7.7% are/were employed part-time
- 18.9% hold two or more jobs
- Currently working an average of 45 hours/week

EDUCATIONAL LEVEL:

(64.7% HAVE AN EDUCATION BEYOND HIGH SCHOOL)



UNDEREMPLOYMENT (ESTIMATED):

(Individuals counted only once when estimating Total Underemployment.)

Total Underemployment - 1.5% (23)

- Low hours - 1.5% (23)
- Mismatch of skills - 0.0%
- Low income - 0.0%

TOP JOB SEARCH RESOURCES:

(For those seeking employment opportunities, by use.)

- Internet - 56.6%
 - www.iowajobs.org
 - www.monster.com
- Local/Regional Newspapers - 45.3%
 - Creston News Advertiser
 - The Des Moines Register
 - Osceola Sentinel Tribune
- IowaWORKS Centers - 22.6%
- Networking through friends, family or acquaintances - 13.2%

WORKPLACE FLEXIBILITY:

(by percent of interest)

- Job teams - 75.0%
- Cross-training - 68.8%
- Job sharing - 56.3%
- Varied shifts - 56.3%
- Seasonal work - 75.0%
- Temporary work - 56.3%



LABOR CHARACTERISTICS - WAGES

BIOTECHNOLOGY



Occupation	Occupational Code	Mean Wage	Entry Wage	Experienced Wage	Median Wage	Mean Annual Salary
Agricultural Equipment Operators	45-2091	\$ 16.64	\$ 11.67	\$ 19.12	\$ 15.59	\$ 34,602
Agricultural Inspectors	45-2011	\$ 26.41	\$ 18.47	\$ 30.39	\$ 27.50	\$ 54,941
Bakers	51-3011	\$ 11.99	\$ 9.43	\$ 13.26	\$ 12.57	\$ 24,933
Business Operations Specialists, All Other	13-1199	\$ 20.97	\$ 11.81	\$ 25.55	\$ 22.89	\$ 43,624
Butchers and Meat Cutters	51-3021	\$ 15.00	\$ 11.69	\$ 16.66	\$ 15.81	\$ 31,204
Conservation Scientists	19-1031	\$ 28.39	\$ 20.04	\$ 32.56	\$ 23.81	\$ 59,045
Farm Equipment Mechanics and Service Technicians	49-3041	\$ 19.67	\$ 14.00	\$ 22.51	\$ 19.53	\$ 40,922
First-Line Supervisors of Helpers, Laborers, and Material Movers, Hand	53-1021	\$ 24.06	\$ 16.53	\$ 27.82	\$ 23.85	\$ 50,037
First-Line Supervisors of Office and Administrative Support Workers	43-1011	\$ 19.68	\$ 13.82	\$ 22.61	\$ 19.06	\$ 40,938
First-Line Supervisors of Production and Operating Workers	51-1011	\$ 22.36	\$ 15.88	\$ 25.60	\$ 19.51	\$ 46,512
First-Line Supervisors of Transportation and Material-Moving Machines	53-1031	\$ 26.53	\$ 13.90	\$ 32.84	\$ 26.77	\$ 55,173
Forest and Conservation Technicians	19-4093	\$ 19.63	\$ 13.94	\$ 22.48	\$ 20.90	\$ 40,838
Healthcare Practitioners and Technical Workers, All Other	29-9099	\$ 16.64	\$ 11.20	\$ 19.36	\$ 15.01	\$ 34,607
Heavy and Tractor-Trailer Truck Drivers	53-3032	\$ 22.54	\$ 12.20	\$ 27.71	\$ 19.11	\$ 46,881
Helpers--Production Workers	51-9198	\$ 10.71	\$ 8.12	\$ 12.01	\$ 9.92	\$ 22,285
Industrial Engineers	17-2112	\$ 28.49	\$ 23.39	\$ 31.04	\$ 27.97	\$ 59,254
Industrial Production Managers	11-3051	\$ 34.15	\$ 22.92	\$ 39.76	\$ 33.59	\$ 71,024
Industrial Truck and Tractor Operators	53-7051	\$ 14.10	\$ 11.71	\$ 15.30	\$ 13.97	\$ 29,330
Inspectors, Testers, Sorters, Samplers, and Weighers	51-9061	\$ 17.70	\$ 12.41	\$ 20.34	\$ 18.83	\$ 36,812
Laborers and Freight, Stock, and Material Movers, Hand	53-7062	\$ 12.64	\$ 9.57	\$ 14.17	\$ 11.78	\$ 26,283
Licensed Practical and Licensed Vocational Nurses	29-2061	\$ 19.08	\$ 15.75	\$ 20.75	\$ 19.06	\$ 39,693
Light Truck or Delivery Services Drivers	53-3033	\$ 18.92	\$ 10.33	\$ 23.22	\$ 15.15	\$ 39,353
Maintenance and Repair Workers, General	49-9071	\$ 17.94	\$ 11.65	\$ 21.08	\$ 18.44	\$ 37,309
Managers, All Other	11-9199	\$ 37.99	\$ 17.32	\$ 48.32	\$ 34.58	\$ 79,010
Market Research Analysts and Marketing Specialists	13-1161	\$ 21.80	\$ 16.91	\$ 24.24	\$ 19.87	\$ 45,340
Mechanical Engineers	17-2141	\$ 32.70	\$ 27.10	\$ 35.51	\$ 32.68	\$ 68,023
Medical and Clinical Laboratory Technicians	29-2012	\$ 22.37	\$ 16.74	\$ 25.18	\$ 23.15	\$ 46,524
Medical and Clinical Laboratory Technologists	29-2011	\$ 24.67	\$ 21.06	\$ 26.48	\$ 24.83	\$ 51,319
Mixing and Blending Machine Setters, Operators, and Tenders	51-9023	\$ 14.67	\$ 12.40	\$ 15.81	\$ 14.75	\$ 30,518
Pharmacy Technicians	29-2052	\$ 13.11	\$ 11.28	\$ 14.03	\$ 13.13	\$ 27,278
Physicians and Surgeons, All Other	29-1069	\$ 89.35	\$ 53.39	\$ 107.32	\$ 85.09	\$ 185,840
Production Workers, All Other	51-9199	\$ 15.23	\$ 10.97	\$ 17.36	\$ 14.04	\$ 31,680
Registered Nurses	29-1141	\$ 24.62	\$ 18.60	\$ 27.63	\$ 24.86	\$ 51,204
Veterinary Technologists and Technicians	29-2056	\$ 11.53	\$ 9.99	\$ 12.30	\$ 11.58	\$ 23,978
Water and Wastewater Treatment Plant and System Operators	51-8031	\$ 18.80	\$ 16.43	\$ 19.98	\$ 17.92	\$ 39,094

The 2014 Iowa Wage data for the Union County Laborshed area was produced by the Labor Force & Occupational Analysis Bureau to provide communities local information on wages by occupation. The source of the wage and employment data is based on the May 2013 OES estimates. Additional occupational wage and employment data can be found at <http://iwin.iwd.state.ia.us/iowa/OlmisZine>.