

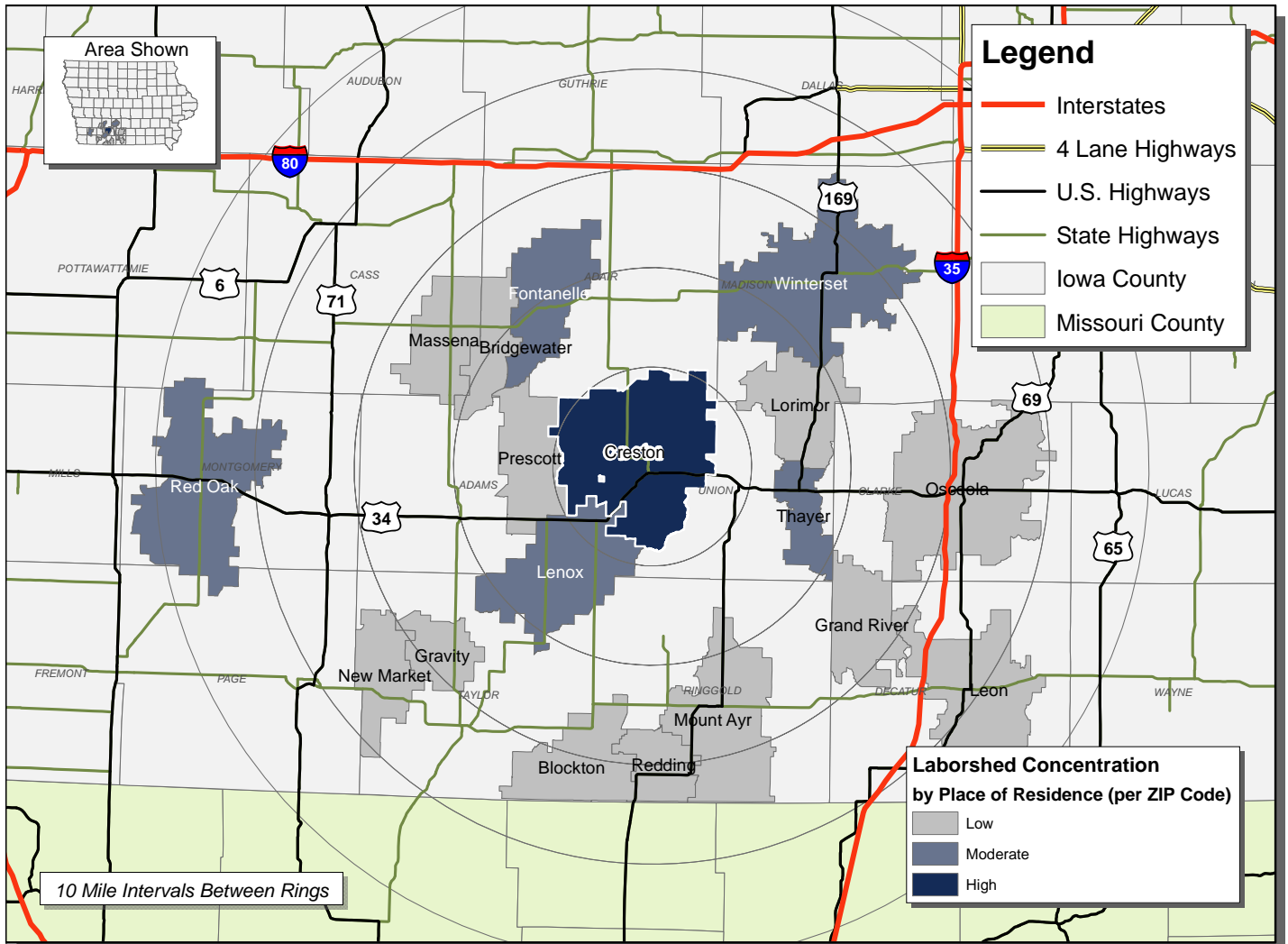
LABOR CHARACTERISTICS

AGRICULTURE



UNION COUNTY, IOWA LABORSHED AREA

CONCENTRATION OF RESPONDENTS WITHIN THE LABORSHED AREA
WITH TRANSFERABLE EXPERIENCE/SKILLS BY PLACE OF RESIDENCE



Workers who have transferable experience/skills in the industry are currently commuting an average of 20 miles one way for work. Those who are likely to change/accept employment are willing to commute an average of 20 miles one way for the right employment opportunity.

FOR MORE INFORMATION REGARDING THE UNION COUNTY LABORSHED, CONTACT:

LABOR CHARACTERISTICS



AGRICULTURE

ESTIMATED AVAILABLE LABOR PER OCCUPATIONAL CATEGORY:

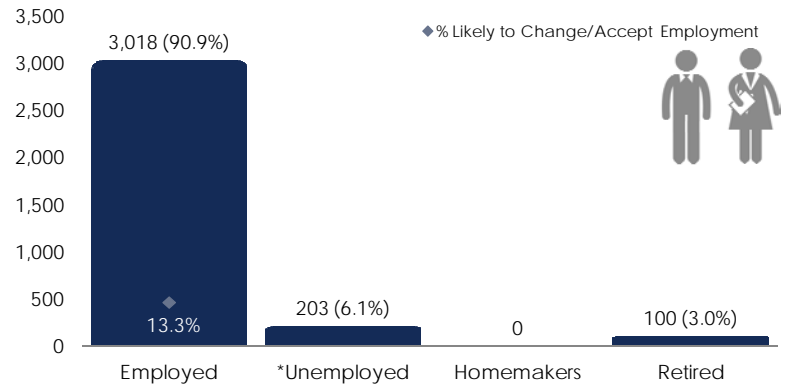
BUSINESS OPERATIONS:

- Agricultural Workers, All Other - 203
- Engineering Technicians, Except Drafters, All Other - 100
- Farmers, Ranchers, & Other Agricultural Managers - 1,610
- Farmworkers & Laborers, Crop, Nursery, & Greenhouse - 101
- Farmworkers, Farm & Ranch Animals - 1,006
- Loading Machine Operators, Underground Mining - 100
- Pesticide Handlers, Sprayers, & Applicators, Vegetation - 99
- Sales Representatives, Wholesale & Manufacturing, Except Technical and Scientific Products - 102

AN ESTIMATED TOTAL OF **3,321** PEOPLE IN THE LABORSHED AREA



ESTIMATED TOTAL BY EMPLOYMENT STATUS (PERCENTAGE):



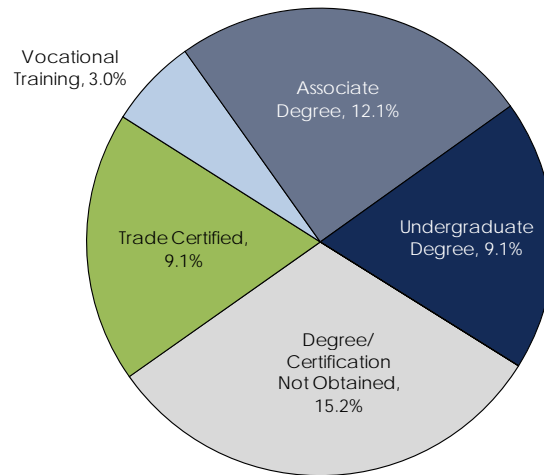
*Employment status is self-identified by the survey respondent. The unemployment percentage does not reflect the unemployment rate published by the U.S. Bureau of Labor Statistics, which applies a stricter definition.

EMPLOYMENT STATS:

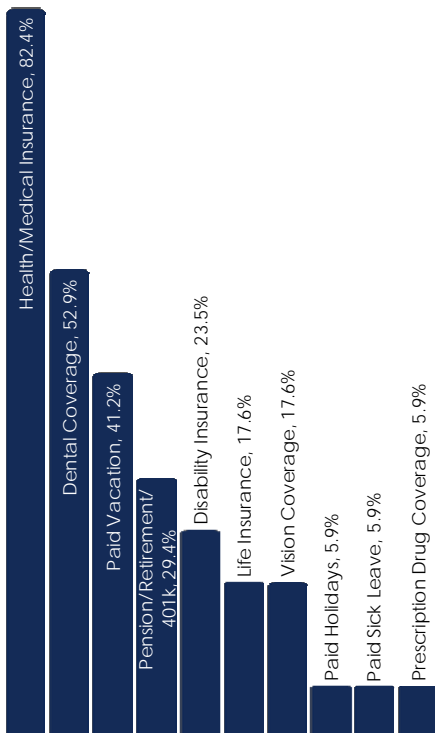
- 36.4% paid on an alternative basis
- 30.3% paid an annual salary
- 60.6% are/were employed full-time
- 27.3% are/were self-employed
- 6.1% are/were employed part-time
- 16.7% hold two or more jobs
- Currently working an average of 45.5 hours/week

EDUCATIONAL LEVEL:

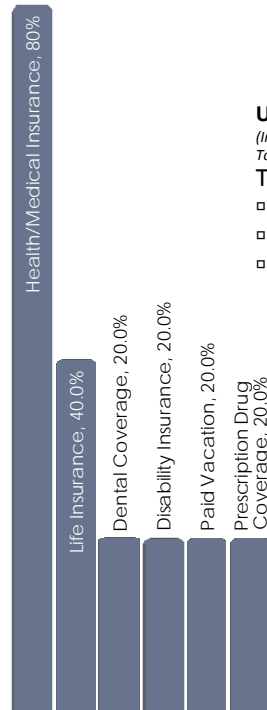
(4825% HAVE AN EDUCATION BEYOND HIGH SCHOOL)



CURRENT BENEFITS:



DESIRED BENEFITS:



UNDEREMPLOYMENT (ESTIMATED):

(Individuals counted only once when estimating Total Underemployment.)

Total Underemployment - 3.0% (24)

- Low hours - 3.0% (24)
- Mismatch of skills - 0.0%
- Low income - 0.0%

TOP JOB SEARCH RESOURCES:

(For those seeking employment opportunities, by use.)

- Local/Regional Newspapers - 58.3%
 - *Creston News Advertiser*
 - *The Des Moines Register*
- Internet - 41.7%
 - www.iowajobs.org
 - www.indeed.com
 - www.monster.com
- IowaWORKS Centers - 20.8%
- Networking through friends, family or acquaintances - 16.7%



WORKPLACE FLEXIBILITY:

(by percent of interest)

- Cross-training - 85.7%
- Job teams - 85.7%
- Job sharing - 57.1%
- Varied shifts - 57.1%
- Seasonal work - 57.1%
- Temporary work - 57.1%



LABOR CHARACTERISTICS - WAGES



Occupation	Occupational Code	Mean Wage	Entry Wage	Experienced Wage	Median Wage	Mean Annual Salary
Sales Representatives, Wholesale and Manufacturing, Except Technical and	41-4012	\$ 24.58	\$ 16.01	\$ 28.86	\$ 22.82	\$ 51,119
Agricultural Inspectors	45-2011	\$ 26.41	\$ 18.47	\$ 30.39	\$ 27.50	\$ 54,941
Agricultural Equipment Operators	45-2091	\$ 16.64	\$ 11.67	\$ 19.12	\$ 15.59	\$ 34,602
Heavy and Tractor-Trailer Truck Drivers	53-3032	\$ 22.54	\$ 12.20	\$ 27.71	\$ 19.11	\$ 46,881
Light Truck or Delivery Services Drivers	53-3033	\$ 18.92	\$ 10.33	\$ 23.22	\$ 15.15	\$ 39,353
Industrial Truck and Tractor Operators	53-7051	\$ 14.10	\$ 11.71	\$ 15.30	\$ 13.97	\$ 29,330
Cleaners of Vehicles and Equipment	53-7061	\$ 14.86	\$ 9.83	\$ 17.37	\$ 15.25	\$ 30,905
Farm Equipment Mechanics and Service Technicians	49-3041	\$ 19.67	\$ 14.00	\$ 22.51	\$ 19.53	\$ 40,922
Mobile Heavy Equipment Mechanics, Except Engines	49-3042	\$ 22.55	\$ 15.97	\$ 25.85	\$ 21.07	\$ 46,909
Maintenance and Repair Workers, General	49-9071	\$ 17.94	\$ 11.65	\$ 21.08	\$ 18.44	\$ 37,309
Landscaping and Groundskeeping Workers	37-3011	\$ 13.32	\$ 8.94	\$ 15.51	\$ 12.57	\$ 27,701
Industrial Engineers	17-2112	\$ 28.49	\$ 23.39	\$ 31.04	\$ 27.97	\$ 59,254
Mechanical Engineers	17-2141	\$ 32.70	\$ 27.10	\$ 35.51	\$ 32.68	\$ 68,023
Mechanical Drafters	17-3013	\$ 21.26	\$ 15.96	\$ 23.90	\$ 21.44	\$ 44,214
Accountants and Auditors	13-2011	\$ 27.56	\$ 19.61	\$ 31.53	\$ 23.70	\$ 57,323
Cost Estimators	13-1051	\$ 27.51	\$ 18.03	\$ 32.24	\$ 25.79	\$ 57,212
Purchasing Agents, Except Wholesale, Retail, and Farm Products	13-1023	\$ 22.56	\$ 16.13	\$ 25.77	\$ 19.18	\$ 46,924
Managers, All Other	11-9199	\$ 37.99	\$ 17.32	\$ 48.32	\$ 34.58	\$ 79,010

The 2014 Iowa Wage data for the Union County Laborshed area was produced by the Labor Force & Occupational Analysis Bureau to provide communities local information on wages by occupation. The source of the wage and employment data is based on the May 2013 OES estimates. Additional occupational wage and employment data can be found at <http://iwin.iwd.state.ia.us/iowa/OlmisZine>.